



### District Report Card: 2017


<b>State:</b> Uttarakhand	<b>District:</b> Dehradun
<b>Class:</b> 3	<b>Subject:</b> Mathematics
<b>Schools:</b> 61	<b>Students:</b> 936


### Participation/Coverage


#### Students

 GENDER	Boys		Girls	
	Number	%	Number	%
	469	50.11	467	49.89

 AREA	Rural		Urban	
	Number	%	Number	%
	613	65.49	323	34.51

 CATEGORY	SC		ST		OBC		GEN	
	Number	%	Number	%	Number	%	Number	%
	326	34.83	67	7.16	359	38.35	184	19.66

 CWSN	LD	VI	HI	S&LD	ID	Oth
	0	0	0	0	2	11

 Management	Government		Government-aided	
	Number	%	Number	%
	868	92.74	68	7.26

### Average Performance of Students in Mathematics (%)

Overall	Gender		Area		Management		Social Group			
	Male	Female	Rural	Urban	Govt.	Aided	SC	ST	OBC	GEN
63.82	63.97	63.67	65.50	60.62	63.49	68.04	61.12	59.90	64.61	68.48

## Performance on Learning Outcomes (LOs)

Learning Outcomes	Description	Average Performance(%)
M301	Reads and writes numbers up to 999 using place value	57.20
M302	Compares numbers up to 999 based on their place values	75.64
M303	Solves simple daily life problems using addition and subtraction of three digit numbers with and without regrouping	57.34
M304	Constructs and uses the multiplication facts (up till 10) in daily life situations	57.96
M305	Analyses and applies an appropriate number operation in the situation/ context	64.21
M306	Explains the meaning of division facts by equal grouping/sharing and finds it by repeated subtraction	63.25
M309	Identifies and makes 2D-shapes by paper folding, paper cutting on the dot grid, using straight lines etc.	81.52
M311	Fills a given region leaving no gaps using a tile of a given shape	53.76
M312	Estimates and measures length and distance using standard units like centimeters or meters & identifies relationships	36.94
M317	Reads the time correctly to the hour using a clock/watch	74.68
M318	Extends patterns in simple shapes and numbers	57.24
M319	Records data using tally marks, represents pictorially and draws conclusions	80.88

Range of Performance of Students who Answered Correctly							
Below 30%		30% - 50%		50% - 75%		Above 75%	
Number	%	Number	%	Number	%	Number	%
82	8.76	180	19.23	363	38.78	311	33.23

## Lowest Performing Learning Outcomes (LOs)

- 1 - Estimates and measures length and distance using standard units like centimeters or meters & identifies relationships (36.94)
- 2 - Fills a given region leaving no gaps using a tile of a given shape (53.76)
- 3 - Reads and writes numbers up to 999 using place value (57.20)
- 4 - Extends patterns in simple shapes and numbers (57.24)
- 5 - Solves simple daily life problems using addition and subtraction of three digit numbers with and without regrouping (57.34)